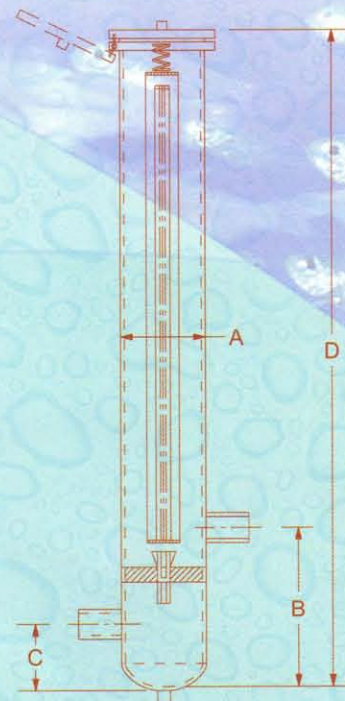






TKA SERIES >>> TKA Single Cartridge Housing

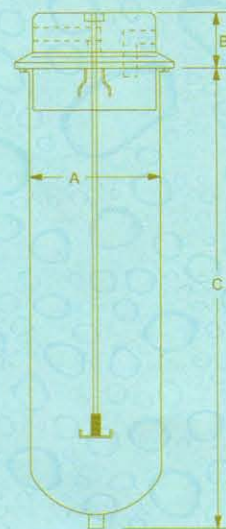
... Material ... 304 . 316
 ... O-Ring ... EPDM
 ... Design Pressure ... 10kg/cm²
 ... Surface Finished ... Electropolished



MODEL	A	B	C	D
TKA-10	φ89	180	80	480
TKA-20	φ89	180	80	730
TKA-30	φ89	180	80	980

TS SERIES >>> TKA Single Cartridge Housing

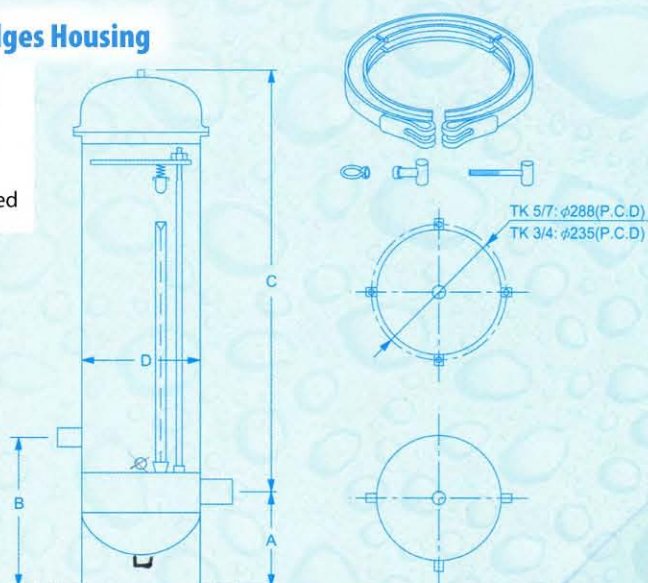
... Material ... 304
 ... O-Ring ... EPDM
 ... Design Pressure ... 10kg/cm²
 ... Surface Finished ... Electropolished



MODEL	A	B	C
T 1	φ106	45	350
T 2	φ106	45	600
T 3	φ106	45	850

TK SERIES >>> TK3 . TK5 . TK7 Multi - Cartridges Housing

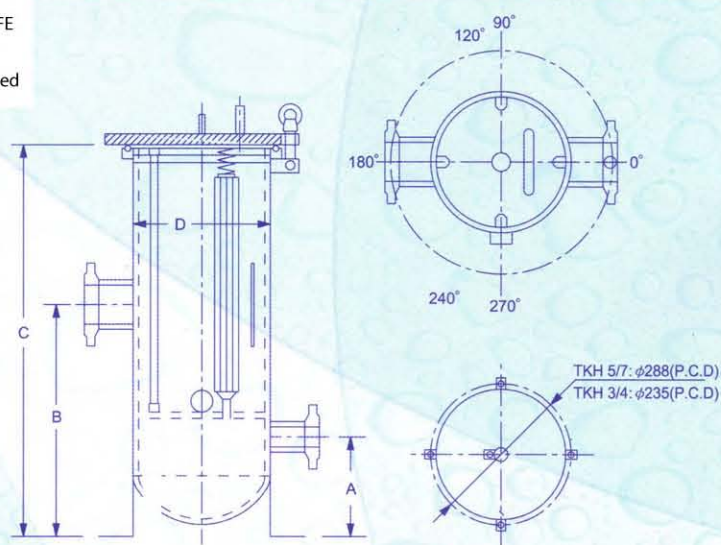
... Material ... 304 . 316
 ... O-Ring ... EPDM . VITON
 ... Design Pressure ... 7kg/cm²
 ... Surface Finished ... Electropolished



MODEL	A	B	C	D
(TK5)TK7-10	120	280	505	230
(TK10)TK7-20	120	280	770	230
(TK15)TK7-30	120	280	1025	230
(TK20)TK7-40	120	280	1280	230
TK3-10	120	280	505	181
TK3-20	120	280	770	181
TK3-30	120	280	1025	181

TKH SERIES >>> TKH3 . TKH5 . TKH7 High Pressure Cartridges Housing

... Material ... 304
 ... O-Ring ... EPDM . VITON . PTFE
 ... Design Pressure ... 10kg/cm²
 ... Surface Finished ... Electropolished



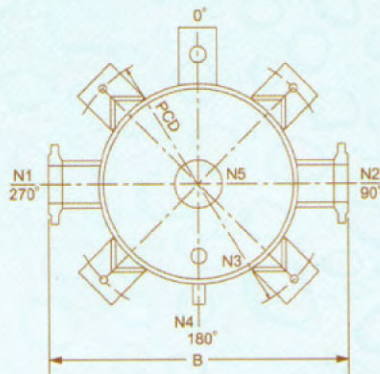
MODEL	A	B	C	D
(TKH5)TKH7-10	120	280	550	230
(TKH5)TKH7-20	120	280	815	230
(TKH5)TKH7-30	120	280	1070	230
(TKH5)TKH7-40	120	280	1325	230
TKH3-10	120	280	550	181
TKH3-20	120	280	815	181
TKH3-30	120	280	1070	181

KAY-Filter

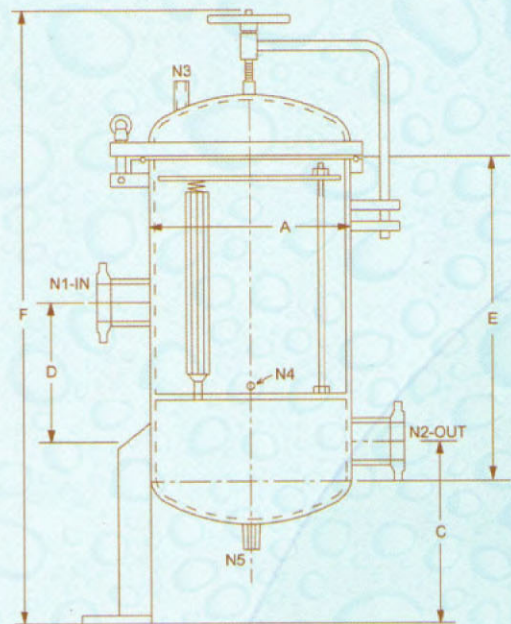
DL SERIES >>> High Flow Rate Filter Cartridges Housing



KAY-Filter



- ... Filter Cartridges Type ... 10" . 20" . 30" . 40"
- ... No of Filter Cartridges ... 8 ~ 158 Pcs
- ... Material ... 304 . 316 . 316L
- ... Connection ... 2" ~ 12"
- ... Housing Type ... High Temperature /
High Pressure Upon Request
- ... Design Pressure ... 10kg/cm² (Standard)
- ... O-Ring ... EPDM . VITON . PTFE
- ... Surface Finished ... Electropolished Ø 600 below . Chemical
Cleaning for diameter above than Ø 650 mm



MODEL	FILTER HEIGHT	A	B	N ₁ N ₂	C	D	E	F	N ₃	N ₄ N ₅	PCD
8~12	30"	300	500	2"(F)~4"(F)	350	350	1030	1720	1/2"	1"	410
	40"	300	500	2"(F)~4"(F)	350	350	1280	1970	1/2"	1"	410
13~20	30"	406	606	2"(F)~4"(F)	350	350	1050	1720	1/2"	1"	516
	40"	406	606	2"(F)~4"(F)	350	350	1300	1970	1/2"	1"	516
21~28	30"	486	686	3"(F)~4"(F)	350	350	1030	1720	1/2"	1"	609
	40"	486	686	3"(F)~4"(F)	350	350	1280	1970	1/2"	1"	609
29~36	30"	560	760	4"(F)	350	350	1050	1720	1/2"	1"	704
	40"	560	760	4"(F)~6"(F)	350	400	1350	2020	1/2"	1"	704
37~46	30"	600	800	4"(F)~6"(F)	350	400	1100	1780	1/2"	1"	750
	40"	600	800	4"(F)~6"(F)	350	400	1350	2030	1/2"	1"	750
47~56	30"	650	850	4"(F)~6"(F)	450	400	1100	1780	1/2"	1"	800
	40"	650	850	4"(F)~6"(F)	450	400	1350	2030	1/2"	1"	800
57~81	30"	762	962	4"(F)~6"(F)	500	450	1200	1900	1/2"	1 1/2"	960
	40"	762	962	4"(F)~6"(F)	500	450	1450	2150	1/2"	1 1/2"	960
82~95	30"	900	1100	6"(F)~8"(F)	500	450	1200	1900	1/2"	1 1/2"	1100
	40"	900	1100	6"(F)~8"(F)	500	450	1450	2150	1/2"	1 1/2"	1100
96~135	30"	1000	1200	8"(F)~10"(F)	550	500	1250	1980	1/2"	1 1/2"	1200
	40"	1000	1200	8"(F)~10"(F)	550	500	1500	2230	1/2"	1 1/2"	1200
136~155	30"	1100	1300	10"(F)~12"(F)	600	550	1300	2050	1/2"	2"	1300
	40"	1100	1300	10"(F)~12"(F)	600	550	1550	2300	1/2"	2"	1300
156~173	30"	1200	1400	10"(F)~12"(F)	600	600	1300	2110	1/2"	2"	1400
	40"	1200	1400	10"(F)~12"(F)	600	600	1550	2360	1/2"	2"	1400